

FFYs 2012-15 Staff Recommendation

Hayes Morrison, Boston Region MPO
June 9, 2011



Boston Region Metropolitan Planning Organization

FFYs 2012-15 TIP Development

At the December 2, 2010 meeting, MPO staff presented ideas for addressing the request by the TPPC to “redo” the TIP Development Process.

The decision was made to not have “TIP Days” and to have staff recommend a FFYs 2012-15 and first tier list of projects.

The MPO received funding requests for 138 projects. Of those 42 were designed to a point where staff could do a full evaluation and 29 received partial evaluations. These evaluations are posted on our website and are provided for you, listed in descending order by total score.



FFYs 2012-15 TIP Development

Project Prioritization Factors:

- Evaluation against the TIP Criteria. The TIP criteria and the corresponding evaluations are reflective of the visions and policies adopted by the Boston Region Metropolitan Planning Organization (MPO) on April 22, 2010.
- Readiness factors (to include all permitting). Deference will be given to MassDOT – Highway Division staff on this factor.
- Long Range Transportation Plan (Paths to a Sustainable Region – 2035) implementation.
- Geographic Equity.

FFYs 2011 – 15 TIP Target Projects

Municipality	Project #	Project Name	2011	2012	2013	2014	2015	Total Target Funds Programmed	Other Funds (Including Federally Legislated Funds)	Total in TIP	Project Cost Estimate
Boston Region	456661	Clean Air and Mobility Program	\$2,000,000	\$2,000,000	\$2,000,000	\$2,000,000	\$3,000,000			\$11,000,000	
Concord & Lincoln	602984	Route 2 (Crosby's Corner)	\$6,316,197	\$16,596,710	\$10,696,710	\$12,326,710	\$22,253,710	\$68,190,037		\$68,190,037	\$68,189,830
Milford	606142	Route 16 Intersection Improvements	\$3,500,000					\$3,500,000		\$3,500,000	\$3,500,000
Somerville		Assembly Square Flex to Transit	\$12,500,000					\$12,500,000		\$12,500,000	\$12,500,000
Canton, Randolph & Westwood	087800	Route 128 Improvement Program Contract 3	\$3,330,000					\$3,330,000		\$3,330,000	
Dedham, Needham & Westwood	603206	Route 128 Improvement Program Contract 4	\$14,670,000	\$9,000,000	\$9,000,000	\$5,000,000		\$37,670,000		\$37,670,000	
Needham & Wellesley	603711	Route 128 Improvement Program Contract 5		\$13,700,000	\$28,000,000	\$30,000,000	\$30,000,000	\$101,700,000		\$101,700,000	
Hudson	604812	Route 85	\$10,814,480					\$10,814,480		\$10,814,480	\$10,814,480
Marshfield	604915	Route 139	\$5,682,660					\$5,682,660		\$5,682,660	\$5,682,660
Ipswich	604945	North Green Improvements (Construction)	\$1,076,235					\$1,076,235		\$1,076,235	\$1,076,235
Arlington	604687	Massachusetts Ave		\$3,548,404				\$3,548,404	\$2,196,996	\$5,745,400	\$5,745,400
Belmont	604688	Trapelo Road		\$14,591,678							\$14,591,678
Cambridge	605188	Cambridge Common (Construction)		\$1,000,000				\$1,000,000	\$1,124,874	\$2,124,874	\$3,479,310
Somerville	604331	Community Path, phase 1		\$690,000				\$690,000	\$1,012,389	\$1,702,389	\$1,676,740
Weymouth	601630	Route 18			\$8,820,000	\$7,650,000		\$16,470,000	\$14,933,980	\$31,403,980	\$31,349,250
Somerville	601820	Beacon Street			\$1,319,690			\$1,319,690	\$2,580,310	\$3,900,000	\$3,900,000
Boston	604761	South Bay Harbor Trail (Construction)				\$3,850,000		\$3,850,000		\$3,850,000	\$3,850,000
Lynn	602094	Route 129 (Broadway)					\$4,600,000	\$4,600,000		\$4,600,000	\$4,556,670
Total Committed Regional Discretionary Funds:			\$59,889,572	\$61,126,792	\$59,836,400	\$60,826,710	\$59,853,710				
Total:								\$301,533,184			
Total Available Regional Discretionary Funds:			\$59,897,183	\$61,134,400	\$59,825,453	\$60,820,240	\$60,560,026	\$302,237,302			
Total Potential Major Infrastructure Funds:								\$69,929,000			
Available Regional Discretionary Funds:								\$704,118			
Available Regional Discretionary and Major Infrastructure Funds:								\$70,633,118			



Municipality	Project #	Project Name	2011	2012	2013	2014	2015	Total Target Funds Programmed	Other Funds (Including Federally Legislated Funds)	Total in TIP	Project Cost Estimate
Boston Region	456661	Clean Air and Mobility Program	\$2,000,000	\$2,000,000	\$2,000,000	\$2,000,000	\$3,000,000			\$11,000,000	
Concord & Lincoln	602984	Route 2 (Crosby's Corner)	\$6,316,197	\$16,596,710	\$10,696,710	\$12,326,710	\$22,253,710	\$68,190,037		\$68,190,037	\$68,189,830
Milford	606142	Route 16 Intersection Improvements	\$3,500,000					\$3,500,000		\$3,500,000	\$3,500,000
Somerville		Assembly Square Flex to Transit	\$12,500,000					\$12,500,000		\$12,500,000	\$12,500,000
Canton, Randolph & Westwood	087800	Route 128 Improvement Program Contract 3	\$3,330,000					\$3,330,000		\$3,330,000	
Dedham, Needham & Westwood	603206	Route 128 Improvement Program Contract 4	\$14,670,000	\$9,000,000	\$9,000,000	\$5,000,000		\$37,670,000		\$37,670,000	
Needham & Wellesley	603711	Route 128 Improvement Program Contract 5		\$13,700,000	\$28,000,000	\$30,000,000	\$30,000,000	\$101,700,000		\$101,700,000	
Hudson	604812	Route 85	\$10,814,480					\$10,814,480		\$10,814,480	\$10,814,480
Marshfield	604915	Route 139	\$5,682,660					\$5,682,660		\$5,682,660	\$5,682,660
Ipswich	604945	North Green Improvements (Construction)	\$1,076,235					\$1,076,235		\$1,076,235	\$1,076,235
Arlington	604687	Massachusetts Ave		\$3,548,404				\$3,548,404	\$2,196,996	\$5,745,400	\$5,745,400
Belmont	604688	Trapelo Road		\$14,591,678							\$14,591,678
Cambridge	605188	Cambridge Common (Construction)		\$1,000,000				\$1,000,000	\$1,124,874	\$2,124,874	\$3,479,310
Somerville	604331	Community Path, phase 1		\$690,000				\$690,000	\$1,012,389	\$1,702,389	\$1,676,740
Weymouth	601630	Route 18			\$8,820,000	\$7,650,000		\$16,470,000	\$14,933,980	\$31,403,980	\$31,349,250
Somerville	601820	Beacon Street			\$1,319,690			\$1,319,690	\$2,580,310	\$3,900,000	\$3,900,000
Boston	604761	South Bay Harbor Trail (Construction)				\$3,850,000		\$3,850,000		\$3,850,000	\$3,850,000
Lynn	602094	Route 129 (Broadway)					\$4,600,000	\$4,600,000		\$4,600,000	\$4,556,670

Total Committed Regional Discretionary Funds:	\$59,889,572	\$61,126,792	\$59,836,400	\$60,826,710	\$59,853,710	\$301,533,184
Total:						
Total Available Regional Discretionary Funds:	\$59,897,183	\$61,134,400	\$59,825,453	\$60,820,240	\$60,560,026	\$302,237,302
Total Potential Major Infrastructure Funds:						\$69,929,000
Available Regional Discretionary Funds:						\$704,118
Available Regional Discretionary and Major Infrastructure Funds:						\$774,047



Blue = New



Green = New TIP Year

FFYs 2012 – 15 TIP Staff Recommendation

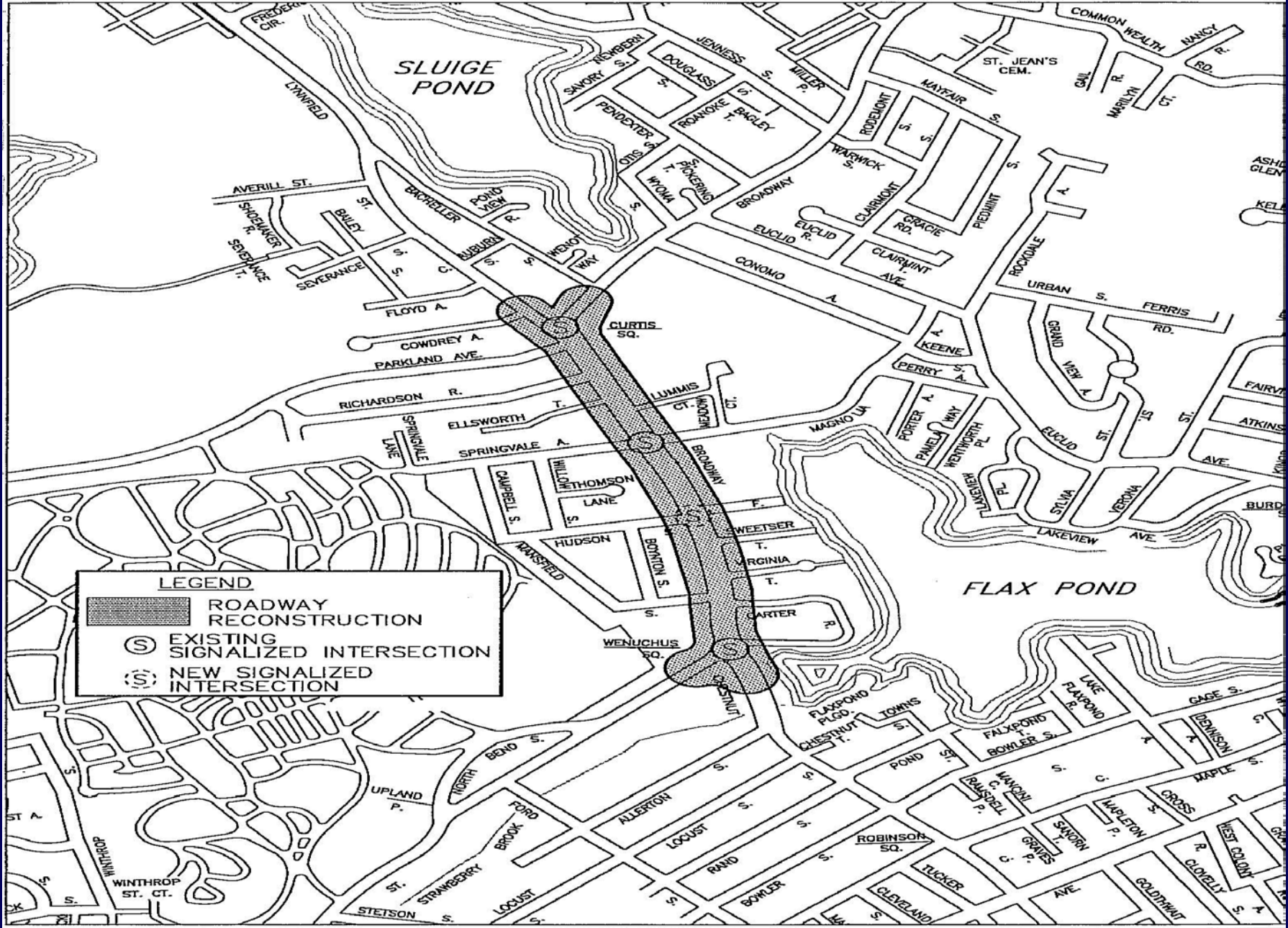
There are two new projects in the Staff Recommendation

- **Trapelo Road in Belmont**

This project was the most highly evaluated this year and has been a plan project.

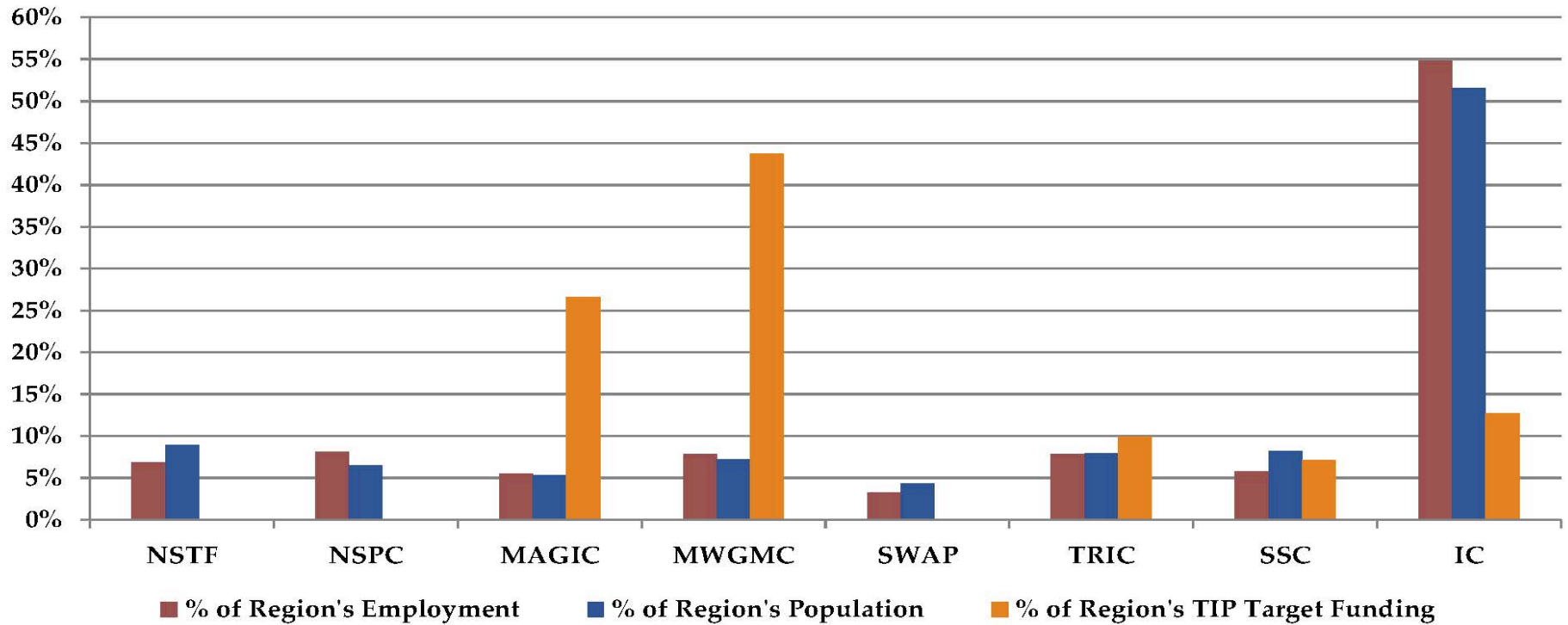
- **Route 129 (Broadway) in Lynn**

There were only approximately \$5M in funds available in 2015. This project was tied for fifth in the evaluations and was in a subregion/corridor that was underrepresented in the Staff Recommendation.



The Subregions

Proposed FFYs 2012-15 TIP Target Funding by Subregion

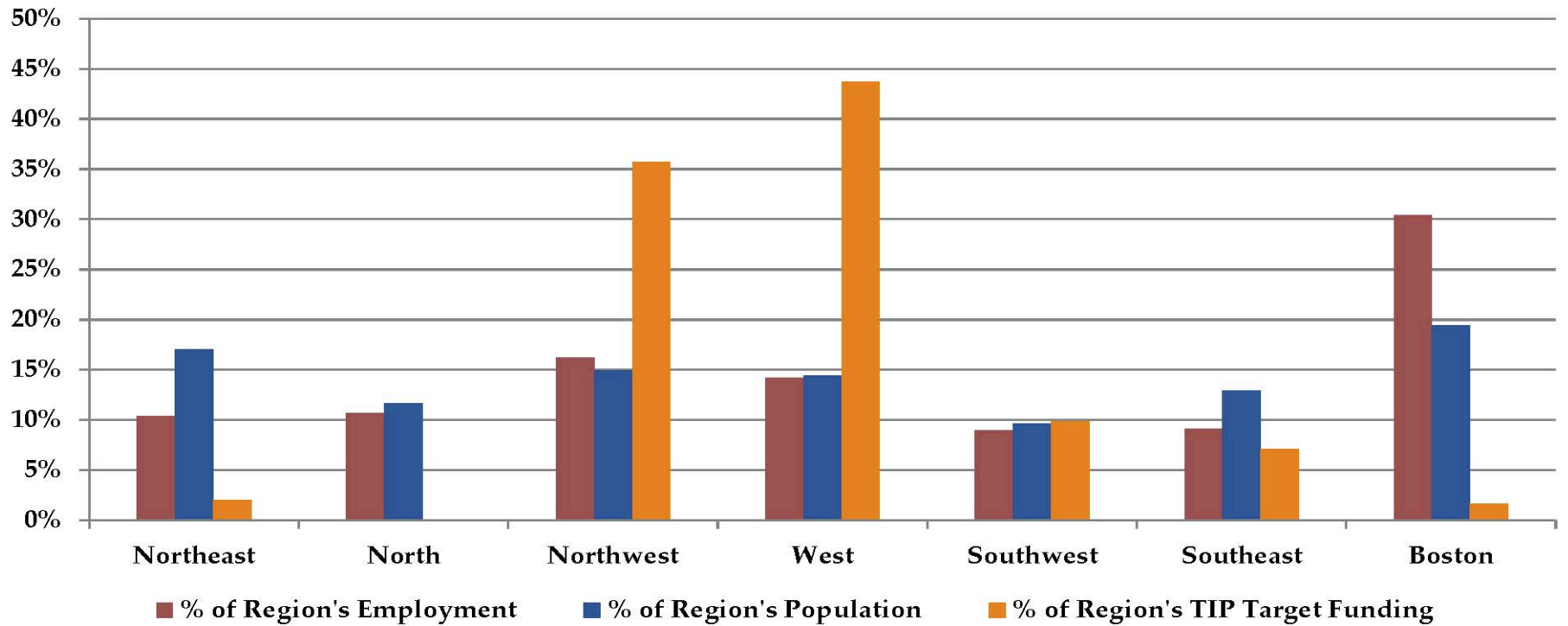


* Based on Staff Recommendation for TIP Targets ONLY. Population and Employment are 2009 projections.



The Corridors

Proposed FFYs 2012-15 TIP Target Funding by Corridor

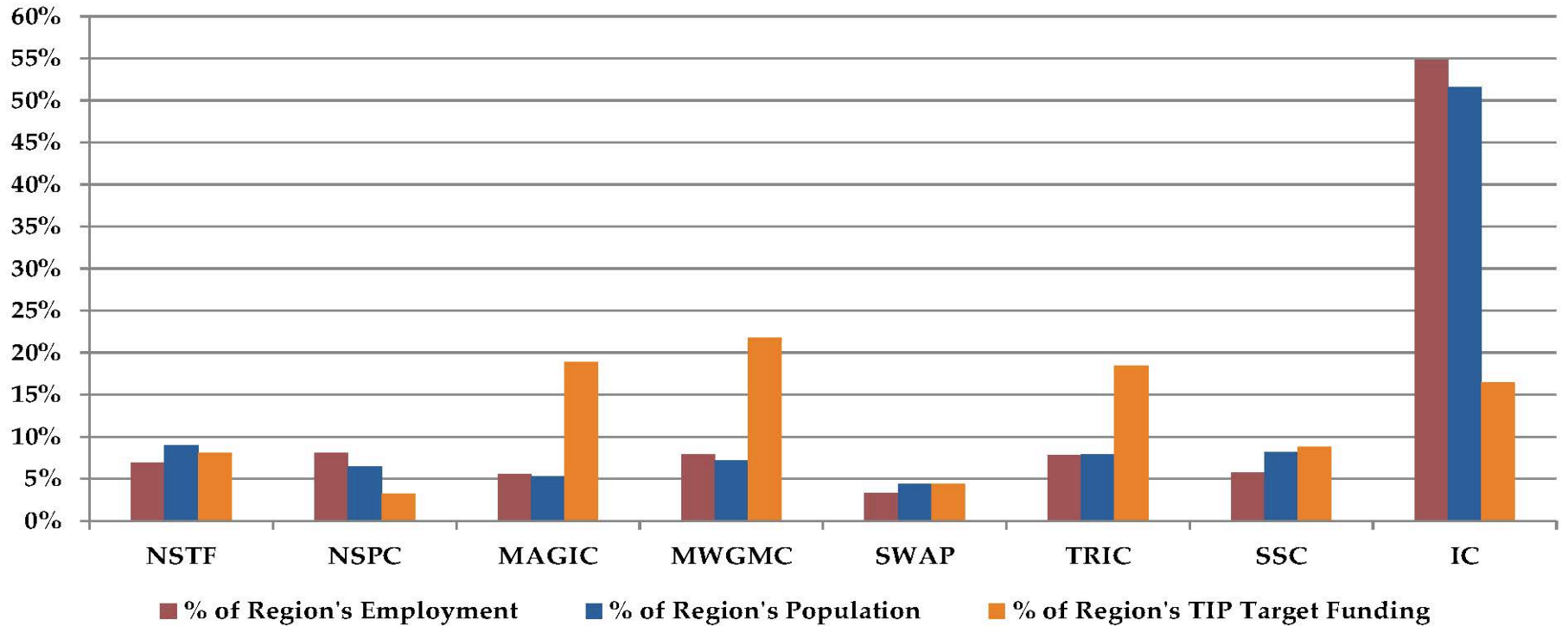


* Based on Staff Recommendation for TIP Targets ONLY. Population and Employment are 2009 projections.



The Subregions

Proposed FFYs 2008-15 TIP Target Funding by Subregion

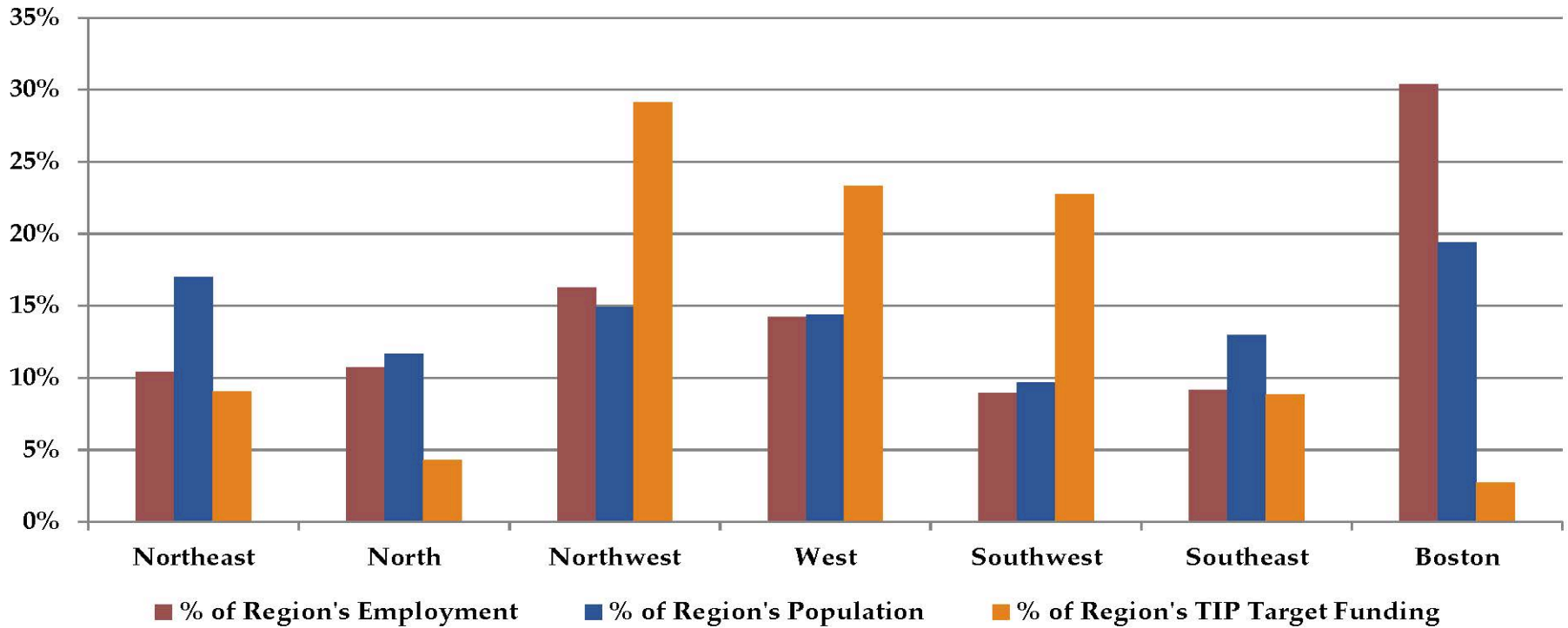


* Based on Staff Recommendation for TIP Targets ONLY. Population and Employment are 2009 projections.



The Corridors

Proposed FFYs 2008-15 TIP Target Funding by Corridor



* Based on Staff Recommendation for TIP Targets ONLY. Population and Employment are 2009 projections.



FFYs 2012 – 15 TIP Staff Recommendation

In this Staff Recommendation, the MPO will be funding the construction of:

- 10 miles of additional or improved on-road bike facilities
- 10 miles of additional or improved sidewalks
- 4 miles of new trails
- 30 improved intersections
- 7 of the top 200 crash locations in the Commonwealth
- 70 lane miles of improved pavement condition

FFYs 2012 – 15 TIP First Tier List of Projects

Staff would recommend, given that this is the first year of this process, that the First Tier List be approximately \$60M worth of capital investment.

This would give proponents the opportunity to address evaluation deficiencies and the MPO flexibility next year when some of those deficiencies have been addressed.

FFYs 2012 – 15 TIP First Tier List of Projects

Project Number	Municipality(s)	Project Name	Project Cost	Project Evaluation Rank
604688	Belmont, Watertown	Trapelo Road	\$14,591,678	#1, 98 points
606284	Boston	Improvements to Commonwealth Ave, phase 2	\$11,507,814	#2, 93 points
605110	Brookline	Gateway East	\$4,350,000	#3, 79 points
605146	Salem	Canal Street	\$6,600,000	#3, 79 points
600220	Beverly	Route 1A (Rantoul Street)	\$15,143,094	#5, 77 points
602094	Lynn	Route 129 (Broadway)	\$4,600,000	#5, 77 points
605034	Natick	Route 27 (North Main Street)	\$10,129,579	#7, 74 points
29492	Bedford, Billerica, Burlington	Middlesex Turnpike Improvement Project, phase 3	\$19,200,000	#8, 73 points
			Total: \$66,930,487	

In Staff Recommendation - not included in total

